



# 2011-2012 GMT Reports for District (or Undistricted) **District T 1**

GMT: **Open**

Location: **CHILE**

GMT CA: **3**

## CLUBS

**Club Results**  
2011-2012

**Clubs**  
2010-2011

Month	New Club Goal	Actual New Clubs	Actual Dropped Clubs	Gain/Loss of Clubs	Gain/Loss of Clubs
Jul/Aug/Sep		0	0	0	0
<b>Totals</b>		<b>0</b>	<b>0</b>	<b>0</b>	<b>0</b>

### Club Results 2011-2012

Goal, New, Dropped, Gain/Loss



Legend: Goal (cyan), Actual (green), Dropped (yellow), Gain Loss (magenta)

### Comparison of Club Gain/Loss

Current Year Compared to the Previous Year



Legend: Current Year (cyan), Previous Year (green)

### YTD Status Quo Clubs 2011-2012

Status Quo Clubs Compared to Status Quo Members



Legend: Status Quo Clubs (cyan), Total Status Quo Members (green)

## MEMBERSHIP

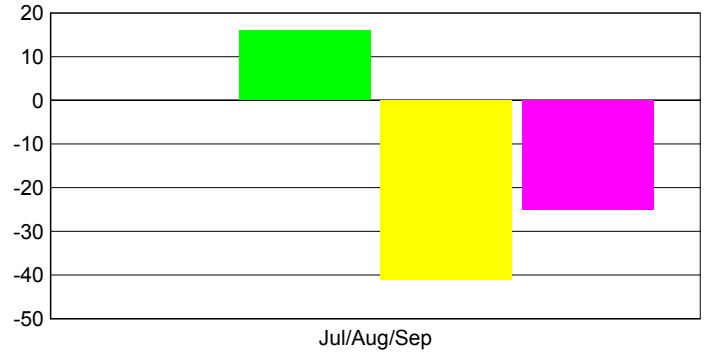
**Membership Results**  
2011-2012

**Membership**  
2010-2011

Month	Net Memb Goal	Actual New Memb	Actual Dropped Memb	Gain/Loss of Memb	Gain/Loss of Memb
Jul/Aug/Sep		16	-41	-25	-16
<b>Totals</b>		<b>16</b>	<b>-41</b>	<b>-25</b>	<b>-16</b>

### Membership Results 2011-2012

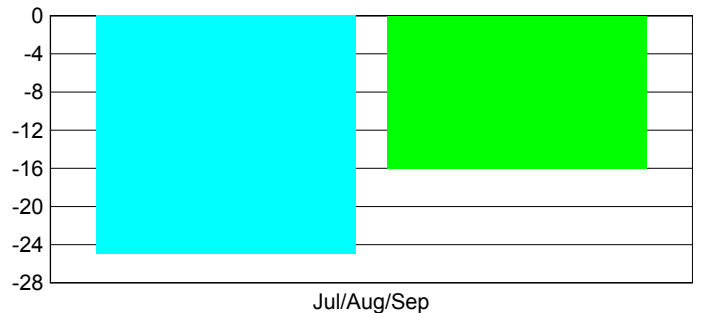
Goal, New, Dropped, Gain/Loss



Legend: Goal (cyan), Actual (green), Dropped (yellow), Gain Loss (magenta)

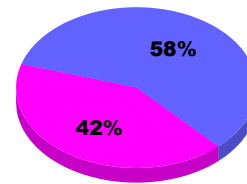
### Comparison of Membership Gain/Loss

Current Year Compared to the Previous Year



Legend: Current Year (cyan), Previous Year (green)

### Gender Comparison 2011-2012



Jul/Aug/Sep

Legend: Male (blue), Female (magenta)